

Signify Classified - Internal
Cooper Lighting Solutions Photometric Lab
1121 Highway 74 South
Peachtree City, GA 30269



Scaled data based on original data using
LM-79-08 Approved Method: Electrical and Photometric Measurements of Solid-
State Lighting Products

Test Report Prepared for
Cooper Lighting Solutions
(formerly Eaton)

Brand: INVUE

Report Number: P868391

Luminaire Tested: **EMM2-HTN-SA2A-730-U-T2R**

Issue Date: 08/22/2024



Test Information

Test Method: LM-79-08
Report Number: P868391
Test Lab: INNOVATION CENTER(G3)
Issue Date: 08/22/2024
Manufacturer: COOPER LIGHTING SOLUTIONS (FORMERLY EATON)
Product Line: INVUE
Catalog Number: EMM2-HTN-SA2A-730-U-T2R
Description: EPIC MODERN TALL HOUSING DISCRETE LED ARRAYS 70W 70CRI 3000K
FIXTURE w/ TYPE II ROADWAY DISTRIBUTION OPTIC
Light Source: (20) 3000K CCT, 70 CRI LEDS
Ballast/Driver: ELECTRONIC DRIVER

Summary

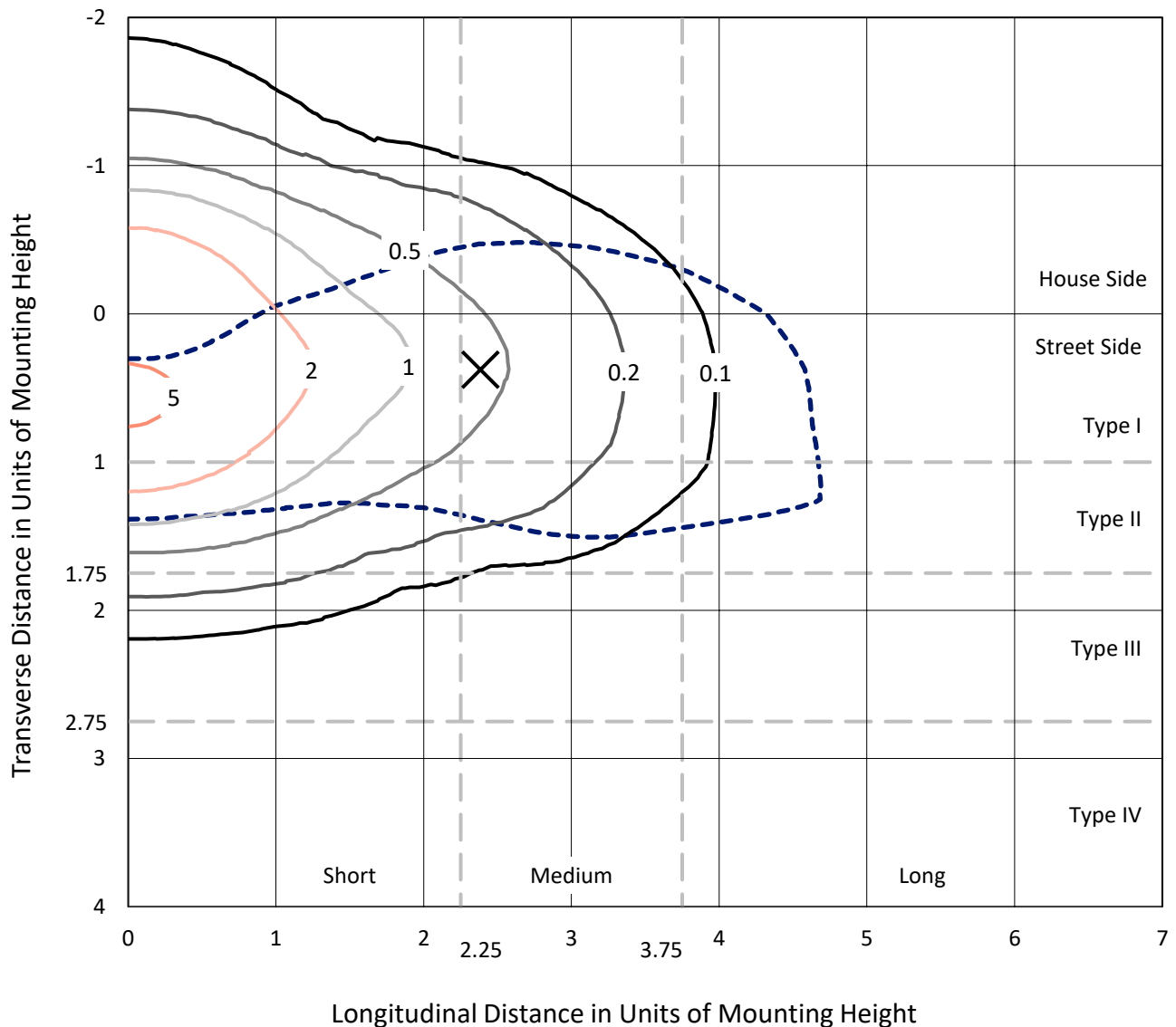
Lumens per Lamp: N/A
Luminaire Lumens: 8858.1 lumens
Efficiency: N/A
Efficacy: 145.2 lumens/watt
Luminous Opening: Rectangular (W 0.67' x L: 0.33' x H: 0')
IES Classification: Type II - Medium
BUG Rating: B2 - U0 - G2

Input Watts (W): 61
Input Voltage (V): 120
Input Current (A_{in}): NR
Voltage Rise (V): NR
Power Factor: 0.99
Total Harmonic Distortion (THDi): 9.89%
Frequency (hertz): 60
Stabilization Time: NR
Operation Time: NR
Ambient Temperature (°C): NR
Test Distance: 24 FT

REPORT NUMBER: P868391
 CATALOG NUMBER: EMM2-HTN-SA2A-730-U-T2R

Iso-Footcandle Lines of Horizontal Illumination

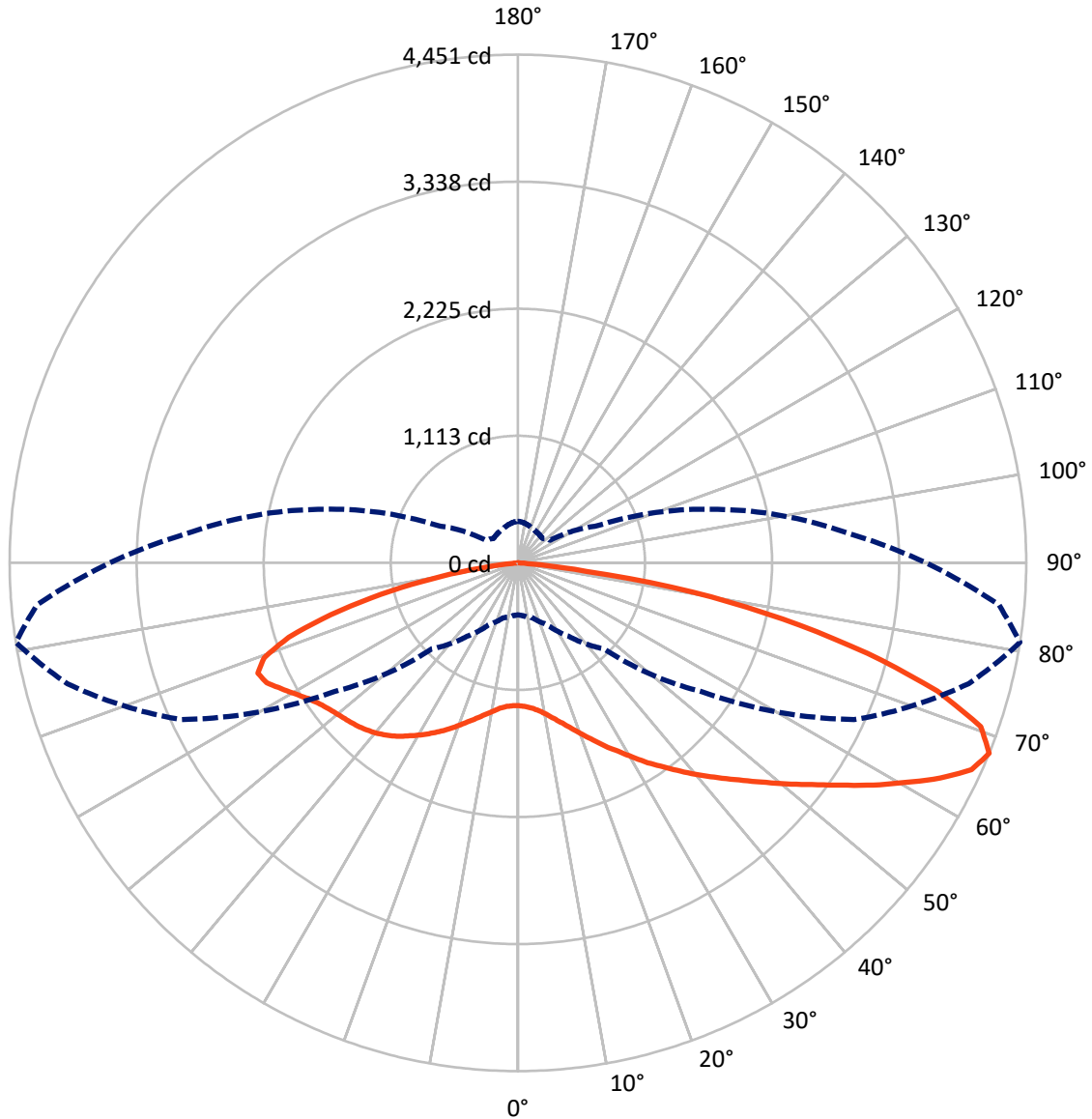
× Max cd
 - - - 1/2 Max cd



Based on 20 foot mounting height. Maximum calculated value = 5.6 fc
 Type II - Medium - N/A

REPORT NUMBER: P868391
CATALOG NUMBER: EMM2-HTN-SA2A-730-U-T2R

Luminous Intensity Polar Plot



— Vertical Plane Through 81-Deg Lateral - - - Horizontal Cone Through 67.5-Deg Vertical

REPORT NUMBER: P868391
 CATALOG NUMBER: EMM2-HTN-SA2A-730-U-T2R

FLUX DISTRIBUTION:

		Downward	Upward	Total
House Side	Lumens	2714.3	0.0	2714.3
	% Fixture	30.6	0.0	30.6
Street Side	Lumens	6143.8	0.0	6143.8
	% Fixture	69.4	0.0	69.4
Total	Lumens	8858.1	0.0	8858.1
	% Fixture	100.0	0.0	100.0

Coefficient of Utilization

ZONAL LUMENS:

Zone	Lumens	% Fixture
0°-10°	127.5	1.4
10°-20°	452.7	5.1
20°-30°	901.7	10.2
30°-40°	1416.5	16.0
40°-50°	1756.7	19.8
50°-60°	1717.3	19.4
60°-70°	1444.2	16.3
70°-80°	917.6	10.4
80°-90°	123.9	1.4
90°-100°	0.0	0.0
100°-110°	0.0	0.0
110°-120°	0.0	0.0
120°-130°	0.0	0.0
130°-140°	0.0	0.0
140°-150°	0.0	0.0
150°-160°	0.0	0.0
160°-170°	0.0	0.0
170°-180°	0.0	0.0
0°-90°	8858.1	100.0
0°-180°	8858.1	100.0



REPORT NUMBER: P868391

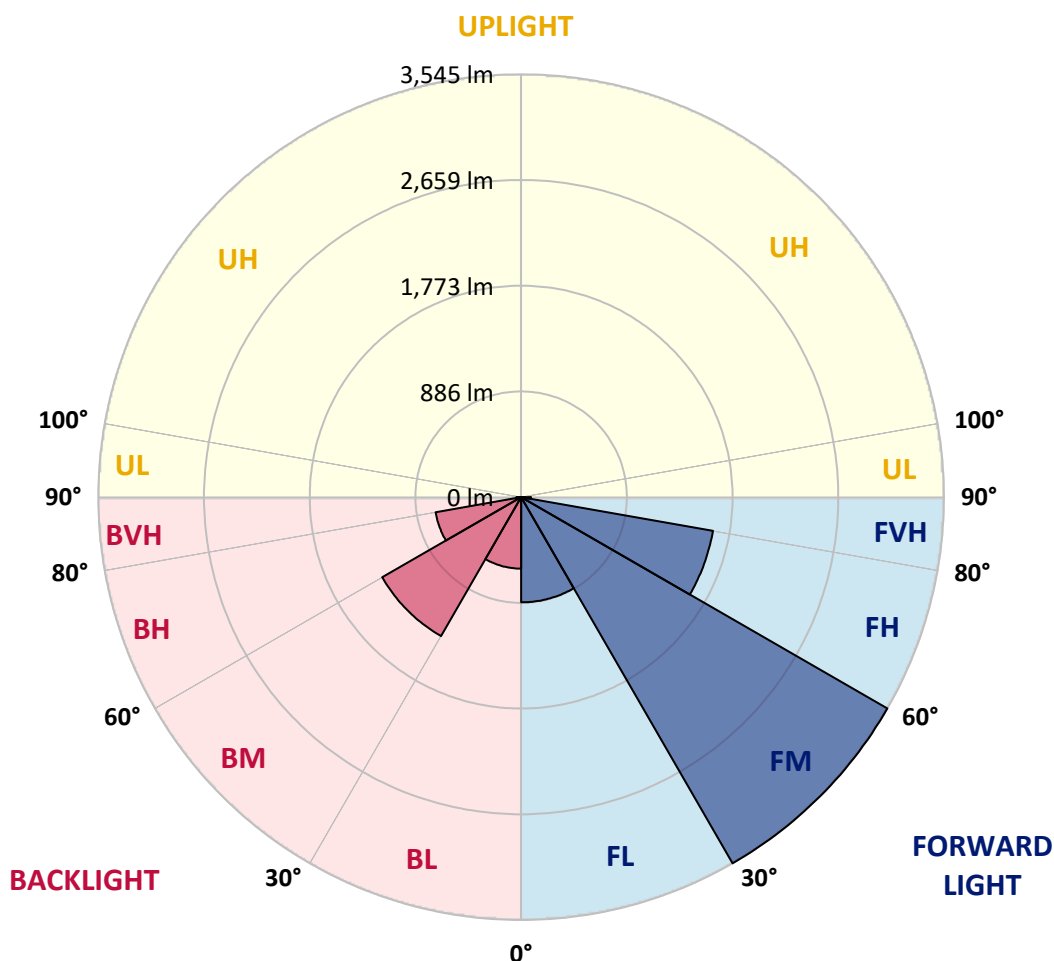
CATALOG NUMBER: EMM2-HTN-SA2A-730-U-T2R

LUMINAIRE CLASSIFICATION SYSTEM LUMEN TABLE AND BUG RATING:

Zone	Lumens	% Fixture	Zone Rating/Lumen Limit		
			B	U	G
FL (0°-30°)	882.3	10.0			
FM (30°-60°)	3545.3	40.0			
FH (60°-80°)	1633.2	18.4			G1/1800
FVH (80°-90°)	83.0	0.9			G1/100
BL (0°-30°)	599.6	6.8	B2/1000		
BM (30°-60°)	1345.3	15.2	B2/2500		
BH (60°-80°)	728.6	8.2	B2/1000		G2/1000
BVH (80°-90°)	40.9	0.5			G1/100
UL (90°-100°)	0.0	0.0		U0/0	
UH (100°-180°)	0.0	0.0		U0/0	

BUG Rating: B2-U0-G2

Type II Medium





REPORT NUMBER: P868391

CATALOG NUMBER: EMM2-HTN-SA2A-730-U-T2R

CANDELA DISTRIBUTION (FULL):

	0°	5°	15°	25°	35°	45°	55°	65°	75°	81°	85°
0°	1250.6	1250.6	1250.6	1250.6	1250.6	1250.6	1250.6	1250.6	1250.6	1250.6	1250.6
2.5°	1294.5	1292.8	1292.8	1278.7	1278.7	1275.2	1277.0	1266.4	1261.2	1259.4	1257.6
5°	1387.6	1387.6	1377.1	1368.3	1350.7	1334.9	1320.9	1299.8	1284.0	1277.0	1271.7
7.5°	1528.1	1517.6	1514.1	1487.7	1450.8	1419.2	1391.1	1345.5	1315.6	1305.1	1298.0
10°	1700.3	1686.2	1659.9	1630.0	1582.6	1535.2	1479.0	1417.5	1368.3	1347.2	1338.4
12.5°	1877.7	1858.4	1821.5	1793.4	1731.9	1659.9	1580.8	1496.5	1428.0	1398.2	1382.3
15°	2072.6	2062.1	2018.2	1962.0	1890.0	1788.1	1689.7	1586.1	1498.3	1456.1	1429.8
17.5°	2283.4	2267.6	2220.2	2151.7	2049.8	1928.6	1814.4	1680.9	1579.1	1524.6	1494.8
20°	2490.7	2487.2	2416.9	2351.9	2232.5	2081.4	1933.9	1793.4	1665.1	1601.9	1563.3
22.5°	2722.5	2699.7	2638.2	2546.9	2404.6	2265.9	2092.0	1909.3	1758.2	1684.5	1640.5
25°	2963.2	2961.4	2885.9	2773.5	2606.6	2431.0	2243.0	2041.0	1868.9	1779.3	1721.3
27.5°	3261.8	3238.9	3142.3	3014.1	2820.9	2618.9	2401.1	2178.0	1974.3	1867.1	1796.9
30°	3523.5	3516.5	3407.6	3263.5	3047.5	2806.8	2571.5	2332.6	2099.0	1972.5	1895.2
32.5°	3736.0	3727.2	3634.2	3490.1	3258.3	3008.8	2738.3	2478.4	2223.7	2086.7	1984.8
35°	3913.4	3899.4	3802.8	3658.7	3458.5	3205.6	2917.5	2631.2	2360.7	2193.8	2097.2
37.5°	3983.7	3971.4	3892.4	3772.9	3588.5	3356.6	3079.1	2799.8	2497.7	2315.0	2206.1
40°	3957.3	3950.3	3894.1	3811.6	3671.0	3477.8	3233.7	2975.5	2652.3	2443.3	2313.3
42.5°	3832.6	3832.6	3797.5	3755.3	3685.1	3546.3	3370.7	3144.1	2801.6	2571.5	2415.2
45°	3657.0	3650.0	3637.7	3621.9	3611.3	3558.6	3460.3	3289.9	2966.7	2712.0	2538.1
47.5°	3423.4	3428.6	3419.9	3426.9	3470.8	3504.2	3498.9	3425.1	3135.3	2866.6	2659.3
50°	3056.3	3080.9	3109.0	3191.5	3281.1	3374.2	3460.3	3521.7	3333.8	3042.2	2799.8
52.5°	2601.3	2611.9	2687.4	2882.4	3073.8	3196.8	3360.1	3565.6	3509.4	3224.9	2964.9
55°	2041.0	2060.3	2174.5	2450.3	2791.0	3026.4	3217.9	3546.3	3688.6	3433.9	3158.1
57.5°	1463.1	1475.4	1658.1	1942.7	2387.1	2782.3	3056.3	3469.0	3832.6	3671.0	3356.6
60°	1039.8	1062.7	1180.4	1457.9	1884.7	2445.0	2908.7	3356.6	3966.1	3902.9	3616.6
62.5°	767.6	779.9	862.4	1064.4	1415.7	1984.8	2717.3	3274.1	4053.9	4152.3	3876.5
65°	577.9	583.2	639.4	778.1	1059.2	1463.1	2415.2	3258.3	4103.1	4364.8	4106.6
67.5°	454.9	463.7	498.8	593.7	788.7	1064.4	1967.3	3247.7	4085.6	4450.9	4227.8
70°	382.9	384.7	411.0	463.7	590.2	765.8	1470.2	3089.6	3987.2	4299.9	4115.4
72.5°	332.0	332.0	344.3	386.4	474.2	579.6	1001.2	2712.0	3737.8	3841.4	3725.5
75°	268.7	267.0	288.1	328.5	381.2	446.1	672.7	2053.3	3214.4	3161.7	3066.8
77.5°	233.6	231.9	249.4	284.5	314.4	356.6	460.2	1333.2	2529.3	2371.2	2311.5
80°	200.2	195.0	209.0	242.4	258.2	277.5	317.9	776.4	1652.8	1554.5	1482.5
82.5°	151.1	138.8	135.2	163.4	173.9	161.6	161.6	272.3	600.7	606.0	560.3
85°	12.3	14.1	17.6	21.1	29.9	33.4	35.1	58.0	89.6	86.1	87.8
87.5°	1.8	1.8	1.8	3.5	3.5	5.3	5.3	5.3	7.0	7.0	7.0
90°	0.0	0.0	0.0	0.0	0.0	0.0	0.0	0.0	0.0	0.0	0.0



REPORT NUMBER: P868391

CATALOG NUMBER: EMM2-HTN-SA2A-730-U-T2R

CANDELA DISTRIBUTION (continued):

	90°	95°	105°	115°	125°	135°	145°	155°	165°	175°	180°
0°	1250.6	1250.6	1250.6	1250.6	1250.6	1250.6	1250.6	1250.6	1250.6	1250.6	1250.6
2.5°	1255.9	1252.4	1248.9	1248.9	1248.9	1245.3	1243.6	1243.6	1241.8	1236.6	1234.8
5°	1268.2	1262.9	1257.6	1257.6	1257.6	1255.9	1254.1	1255.9	1254.1	1248.9	1247.1
7.5°	1292.8	1285.7	1278.7	1278.7	1282.2	1280.5	1280.5	1282.2	1280.5	1275.2	1273.4
10°	1327.9	1317.4	1313.8	1313.8	1317.4	1315.6	1313.8	1313.8	1312.1	1303.3	1306.8
12.5°	1366.5	1356.0	1352.5	1354.2	1352.5	1349.0	1350.7	1345.5	1343.7	1329.7	1327.9
15°	1415.7	1403.4	1396.4	1398.2	1392.9	1385.9	1378.8	1375.3	1368.3	1356.0	1352.5
17.5°	1471.9	1452.6	1443.8	1443.8	1433.3	1419.2	1408.7	1398.2	1387.6	1373.6	1370.1
20°	1526.4	1508.8	1494.8	1491.2	1470.2	1447.3	1428.0	1410.5	1398.2	1382.3	1378.8
22.5°	1594.9	1570.3	1551.0	1535.2	1503.5	1466.7	1436.8	1412.2	1394.6	1377.1	1371.8
25°	1666.9	1631.8	1600.2	1570.3	1526.4	1473.7	1431.5	1396.4	1373.6	1354.2	1350.7
27.5°	1738.9	1693.2	1647.6	1600.2	1533.4	1464.9	1405.2	1363.0	1333.2	1308.6	1305.1
30°	1816.2	1760.0	1688.0	1619.5	1531.6	1442.1	1366.5	1306.8	1271.7	1243.6	1240.1
32.5°	1895.2	1825.0	1726.6	1633.5	1522.9	1408.7	1310.3	1247.1	1203.2	1171.6	1162.8
35°	1983.1	1897.0	1761.7	1638.8	1498.3	1359.5	1250.6	1171.6	1120.6	1089.0	1082.0
37.5°	2072.6	1963.7	1784.6	1635.3	1463.1	1301.5	1173.3	1092.5	1032.8	988.9	981.9
40°	2164.0	2025.2	1798.6	1617.7	1414.0	1229.5	1101.3	1002.9	916.9	876.5	857.2
42.5°	2248.3	2081.4	1805.7	1593.1	1359.5	1154.0	1006.5	878.2	797.4	753.5	762.3
45°	2336.1	2134.1	1807.4	1563.3	1287.5	1057.4	887.0	767.6	686.8	653.4	649.9
47.5°	2411.6	2178.0	1803.9	1521.1	1206.7	946.7	762.3	648.1	588.4	556.8	553.3
50°	2511.8	2227.2	1798.6	1471.9	1101.3	820.3	646.4	553.3	498.8	474.2	472.5
52.5°	2611.9	2281.7	1795.1	1403.4	990.7	700.8	541.0	467.2	430.3	418.0	414.5
55°	2743.6	2348.4	1796.9	1324.4	864.2	577.9	458.4	407.5	388.2	382.9	382.9
57.5°	2894.7	2434.5	1807.4	1236.6	732.5	477.8	398.7	375.9	374.1	377.6	379.4
60°	3077.3	2548.6	1828.5	1145.2	611.3	404.0	363.6	361.8	367.1	379.4	382.9
62.5°	3282.9	2673.4	1854.8	1025.8	495.3	354.8	344.3	351.3	358.3	372.4	374.1
65°	3463.8	2813.9	1870.6	911.6	414.5	326.7	332.0	335.5	353.1	372.4	372.4
67.5°	3572.7	2915.8	1810.9	767.6	346.0	302.1	312.7	323.2	342.5	360.1	363.6
70°	3535.8	2882.4	1607.2	595.4	293.3	279.3	291.6	307.4	326.7	347.8	358.3
72.5°	3279.3	2645.3	1305.1	433.8	254.7	258.2	274.0	295.1	312.7	335.5	349.5
75°	2741.9	2207.9	941.5	312.7	223.1	237.1	261.7	279.3	291.6	296.8	298.6
77.5°	2081.4	1623.0	641.1	233.6	193.2	212.5	238.9	258.2	261.7	265.2	268.7
80°	1359.5	1032.8	361.8	163.4	147.5	173.9	195.0	216.0	209.0	219.6	223.1
82.5°	574.4	451.4	165.1	80.8	68.5	73.8	79.0	70.3	65.0	65.0	56.2
85°	75.5	58.0	24.6	10.5	8.8	5.3	5.3	5.3	3.5	3.5	3.5
87.5°	7.0	7.0	5.3	5.3	3.5	3.5	1.8	3.5	1.8	1.8	1.8
90°	0.0	0.0	0.0	0.0	0.0	0.0	0.0	0.0	0.0	0.0	0.0

LM-79-2019: Approved Method: Electrical and Photometric Measurements of Solid-State Lighting Products

Report Prepared for

Cooper Lighting Solutions

Streetworks

Report Number: SP1-2407-157-4

Test Date: 08/07/2024

Luminaire Tested: MEM2-HTN-SA-40-730-U-5WQ-2

Data in this report applies to families of products including MEM2-HTN-SA-40-730-U-5WQ-2

Test Information

Test Method: LM-79-2019
 Report Number: SP1-2407-157-4
 Test Lab: COOPER LIGHTING SOLUTIONS
 Photometer: SP1 - 76IN SPHERE
 Measurement Geometry: 4π
 Issue Date: 08/20/2024
 Manufacturer: COOPER LIGHTING SOLUTIONS
 Product Line: Streetworks
 Catalog Number: **MEM2-HTN-SA-40-730-U-5WQ-2**
 Description: Epic Modern Light Square 40W 5WQ Optic and Flare Trim

Spectral Parameters

CCT (K): 3057
 CIE u': 0.2487
 CIE v': 0.5199
 Duv: -0.0002
 CIE x: 0.4326
 CIE y: 0.4020
 CIE z: 0.1654
 Peak Wavelength (nm): 593
 Dominant Wavelength (nm): 582
 Purity: 50.50735
 Rf: 74.6
 Rg: 94

CRI (Ra):	71.7		
R1:	68.1	R9:	-34.8
R2:	82.0	R10:	58.5
R3:	93.5	R11:	62.5
R4:	67.5	R12:	47.5
R5:	67.2	R13:	70.7
R6:	74.9	R14:	96.4
R7:	77.4	R15:	60.0
R8:	43.1		



Test Conditions

Stabilization Time: 21M
 Operation Time: 1H 21M
 Sphere Temperature (°C): 24.2

REPORT NUMBER: SP1-2407-157-4

Measurement and Test Equipment			
Instrument	Identification Number	Calibration Date	Calibration Due Date
Photometer	IN0058	6/18/2024	12/18/2024
Power Meter	INXT2011004	2/8/2024	2/8/2025
AC Power Source	IN0063	10/24/2023	10/24/2024
DC Power Source	IN0208	10/24/2023	10/24/2024
Sphere Thermometer	IN0085	10/24/2023	10/24/2024
Room Thermometer	IN0046	10/24/2023	10/24/2024

REPORT NUMBER: SP1-2407-157-4

CIE 1931 Chromaticity Diagram



CIE 1931 Chromaticity Diagram with 2017 ANSI 7-Step and 4-Step Quadrangles



Point lies inside the ANSI 3000K 4-step quadrangle

REPORT NUMBER: SP1-2407-157-4

Photopic Flux vs. Wavelength



Photopic Lumens: NR

λ (nm)	Power W [^] /nm	Lumens (ϕ /nm)	λ (nm)	Power W [^] /nm	Lumens (ϕ /nm)	λ (nm)	Power W [^] /nm	Lumens (ϕ /nm)	λ (nm)	Power W [^] /nm	Lumens (ϕ /nm)	λ (nm)	Power W [^] /nm	Lumens (ϕ /nm)
360	0	NR	490	104	NR	620	818	NR	750	20	NR	880	1	NR
365	0	NR	495	135	NR	625	755	NR	755	17	NR	885	0	NR
370	0	NR	500	184	NR	630	691	NR	760	15	NR	890	0	NR
375	0	NR	505	247	NR	635	625	NR	765	13	NR	895	0	NR
380	0	NR	510	309	NR	640	561	NR	770	11	NR	900	0	NR
385	0	NR	515	369	NR	645	499	NR	775	9	NR	905	0	NR
390	0	NR	520	419	NR	650	441	NR	780	8	NR	910	0	NR
395	0	NR	525	460	NR	655	388	NR	785	7	NR	915	0	NR
400	1	NR	530	492	NR	660	338	NR	790	6	NR	920	0	NR
405	3	NR	535	524	NR	665	294	NR	795	5	NR	925	0	NR
410	7	NR	540	553	NR	670	253	NR	800	4	NR	930	0	NR
415	15	NR	545	588	NR	675	218	NR	805	4	NR	935	0	NR
420	31	NR	550	625	NR	680	188	NR	810	3	NR	940	0	NR
425	60	NR	555	670	NR	685	161	NR	815	3	NR	945	0	NR
430	107	NR	560	723	NR	690	139	NR	820	3	NR	950	0	NR
435	183	NR	565	780	NR	695	118	NR	825	2	NR	955	0	NR
440	289	NR	570	837	NR	700	100	NR	830	2	NR	960	0	NR
445	460	NR	575	894	NR	705	85	NR	835	2	NR	965	0	NR
450	646	NR	580	942	NR	710	73	NR	840	1	NR	970	0	NR
455	561	NR	585	976	NR	715	62	NR	845	1	NR	975	0	NR
460	331	NR	590	998	NR	720	53	NR	850	1	NR	980	0	NR
465	238	NR	595	1000	NR	725	45	NR	855	1	NR	985	0	NR
470	178	NR	600	990	NR	730	39	NR	860	1	NR	990	0	NR
475	120	NR	605	962	NR	735	33	NR	865	1	NR	995	0	NR
480	96	NR	610	925	NR	740	28	NR	870	1	NR	1000	0	NR
485	95	NR	615	873	NR	745	24	NR	875	1	NR			

REPORT NUMBER: SP1-2407-157-4

Scotopic Flux vs. Wavelength



Scotopic Lumens: NR

S/P: 1.23

λ (nm)	Power W [^] /nm	Lumens (ϕ /nm)	λ (nm)	Power W [^] /nm	Lumens (ϕ /nm)	λ (nm)	Power W [^] /nm	Lumens (ϕ /nm)	λ (nm)	Power W [^] /nm	Lumens (ϕ /nm)	λ (nm)	Power W [^] /nm	Lumens (ϕ /nm)
360	0	NR	490	104	NR	620	818	NR	750	20	NR	880	1	NR
365	0	NR	495	135	NR	625	755	NR	755	17	NR	885	0	NR
370	0	NR	500	184	NR	630	691	NR	760	15	NR	890	0	NR
375	0	NR	505	247	NR	635	625	NR	765	13	NR	895	0	NR
380	0	NR	510	309	NR	640	561	NR	770	11	NR	900	0	NR
385	0	NR	515	369	NR	645	499	NR	775	9	NR	905	0	NR
390	0	NR	520	419	NR	650	441	NR	780	8	NR	910	0	NR
395	0	NR	525	460	NR	655	388	NR	785	7	NR	915	0	NR
400	1	NR	530	492	NR	660	338	NR	790	6	NR	920	0	NR
405	3	NR	535	524	NR	665	294	NR	795	5	NR	925	0	NR
410	7	NR	540	553	NR	670	253	NR	800	4	NR	930	0	NR
415	15	NR	545	588	NR	675	218	NR	805	4	NR	935	0	NR
420	31	NR	550	625	NR	680	188	NR	810	3	NR	940	0	NR
425	60	NR	555	670	NR	685	161	NR	815	3	NR	945	0	NR
430	107	NR	560	723	NR	690	139	NR	820	3	NR	950	0	NR
435	183	NR	565	780	NR	695	118	NR	825	2	NR	955	0	NR
440	289	NR	570	837	NR	700	100	NR	830	2	NR	960	0	NR
445	460	NR	575	894	NR	705	85	NR	835	2	NR	965	0	NR
450	646	NR	580	942	NR	710	73	NR	840	1	NR	970	0	NR
455	561	NR	585	976	NR	715	62	NR	845	1	NR	975	0	NR
460	331	NR	590	998	NR	720	53	NR	850	1	NR	980	0	NR
465	238	NR	595	1000	NR	725	45	NR	855	1	NR	985	0	NR
470	178	NR	600	990	NR	730	39	NR	860	1	NR	990	0	NR
475	120	NR	605	962	NR	735	33	NR	865	1	NR	995	0	NR
480	96	NR	610	925	NR	740	28	NR	870	1	NR	1000	0	NR
485	95	NR	615	873	NR	745	24	NR	875	1	NR			

REPORT NUMBER: SP1-2407-157-4

Melanopic Flux vs. Wavelength



Melanopic Lumens: NR

M/P: 2.27

λ (nm)	Power W [^] /nm	Lumens (φ/nm)	λ (nm)	Power W [^] /nm	Lumens (φ/nm)	λ (nm)	Power W [^] /nm	Lumens (φ/nm)	λ (nm)	Power W [^] /nm	Lumens (φ/nm)	λ (nm)	Power W [^] /nm	Lumens (φ/nm)
360	0	NR	490	104	NR	620	818	NR	750	20	NR	880	1	NR
365	0	NR	495	135	NR	625	755	NR	755	17	NR	885	0	NR
370	0	NR	500	184	NR	630	691	NR	760	15	NR	890	0	NR
375	0	NR	505	247	NR	635	625	NR	765	13	NR	895	0	NR
380	0	NR	510	309	NR	640	561	NR	770	11	NR	900	0	NR
385	0	NR	515	369	NR	645	499	NR	775	9	NR	905	0	NR
390	0	NR	520	419	NR	650	441	NR	780	8	NR	910	0	NR
395	0	NR	525	460	NR	655	388	NR	785	7	NR	915	0	NR
400	1	NR	530	492	NR	660	338	NR	790	6	NR	920	0	NR
405	3	NR	535	524	NR	665	294	NR	795	5	NR	925	0	NR
410	7	NR	540	553	NR	670	253	NR	800	4	NR	930	0	NR
415	15	NR	545	588	NR	675	218	NR	805	4	NR	935	0	NR
420	31	NR	550	625	NR	680	188	NR	810	3	NR	940	0	NR
425	60	NR	555	670	NR	685	161	NR	815	3	NR	945	0	NR
430	107	NR	560	723	NR	690	139	NR	820	3	NR	950	0	NR
435	183	NR	565	780	NR	695	118	NR	825	2	NR	955	0	NR
440	289	NR	570	837	NR	700	100	NR	830	2	NR	960	0	NR
445	460	NR	575	894	NR	705	85	NR	835	2	NR	965	0	NR
450	646	NR	580	942	NR	710	73	NR	840	1	NR	970	0	NR
455	561	NR	585	976	NR	715	62	NR	845	1	NR	975	0	NR
460	331	NR	590	998	NR	720	53	NR	850	1	NR	980	0	NR
465	238	NR	595	1000	NR	725	45	NR	855	1	NR	985	0	NR
470	178	NR	600	990	NR	730	39	NR	860	1	NR	990	0	NR
475	120	NR	605	962	NR	735	33	NR	865	1	NR	995	0	NR
480	96	NR	610	925	NR	740	28	NR	870	1	NR	1000	0	NR
485	95	NR	615	873	NR	745	24	NR	875	1	NR			

Summary

$R_f = 74.6$
 $R_g = 94$
 $CIE R_a = 71.7$
 $R_9 = -34.8$



Color Vector Graphics



Individual Sample Fidelity Index ($R_{f,i}$)

CES01 = 86	CES26 = 65	CES51 = 87	CES76 = 58
CES02 = 62	CES27 = 89	CES52 = 85	CES77 = 76
CES03 = 31	CES28 = 84	CES53 = 77	CES78 = 61
CES04 = 71	CES29 = 68	CES54 = 85	CES79 = 86
CES05 = 49	CES30 = 83	CES55 = 84	CES80 = 83
CES06 = 51	CES31 = 71	CES56 = 74	CES81 = 73
CES07 = 41	CES32 = 64	CES57 = 74	CES82 = 93
CES08 = 40	CES33 = 78	CES58 = 75	CES83 = 91
CES09 = 29	CES34 = 75	CES59 = 85	CES84 = 88
CES10 = 76	CES35 = 87	CES60 = 90	CES85 = 75
CES11 = 59	CES36 = 92	CES61 = 81	CES86 = 64
CES12 = 65	CES37 = 84	CES62 = 89	CES87 = 77
CES13 = 43	CES38 = 92	CES63 = 75	CES88 = 80
CES14 = 74	CES39 = 96	CES64 = 65	CES89 = 67
CES15 = 71	CES40 = 92	CES65 = 64	CES90 = 80
CES16 = 47	CES41 = 93	CES66 = 60	CES91 = 78
CES17 = 50	CES42 = 86	CES67 = 58	CES92 = 56
CES18 = 56	CES43 = 77	CES68 = 66	CES93 = 73
CES19 = 73	CES44 = 99	CES69 = 75	CES94 = 49
CES20 = 66	CES45 = 85	CES70 = 60	CES95 = 66
CES21 = 87	CES46 = 81	CES71 = 56	CES96 = 76
CES22 = 79	CES47 = 86	CES72 = 85	CES97 = 82
CES23 = 92	CES48 = 75	CES73 = 52	CES98 = 76
CES24 = 91	CES49 = 79	CES74 = 95	CES99 = 64
CES25 = 73	CES50 = 86	CES75 = 60	



Color Rendition by Hue-Angle Bin



Measure Comparisons



(END OF REPORT)